

Specifications

Rating

Optical system	RGB prism method	
Scanning System	Progressive Scanning 59.94/50Hz	
Image Pickup Device	1/3-inch CMOS x 3	
Effective Pixels	1920(H) X 1080(V)	
Lens Mount	C-Mount	
Output Signal	HDTV	HD-SDI:BNC 2ch 1920x1080 I/P DVI:1ch 1920x1080 I/P
	SDTV(Down Convert)	NTSC Composite:BNC 1ch Y/C:S terminal 1ch
External Synchronization	Tri-level SYNC 0.6Vp-p/75Ω 1ch (no color frame lock of the down-converted output.)	
Remote Control	4 points 1 line D-SUB 9 pin(female)	
	Image Freeze, Still Image Save, Video recording(stop), Scene File Switching, Flip Function, Fluorescent, ICG mode, Electronic Zoom (IN/OUT) and DCC are chosen optionally.	
Other Input/Output	USB2.0	For Still Image/Video Recording 1ch*
	SDHC	For Still Image/Video Recording 1ch*
	USB2.0	For Scene File saving and loading 1ch
Camera Cable	Standard Length	5m, 5m+10m
	Max Length	30m using booster(option)
Dimensions/Weight	Camera Head: W34xH40xD40mm(excluding protrusions)/100g approx.	
	CCU: W210xH80xD270mm(excluding protrusions)/3kg or less	
Power Requirement	AC 100V - 240V ±10% 50/60 Hz	
Power Consumption	approx.50VA	
Operating Environment	Temperature	0°C to 40°C
	Humidity	5% to 80%RH (non-condensing)

Performance

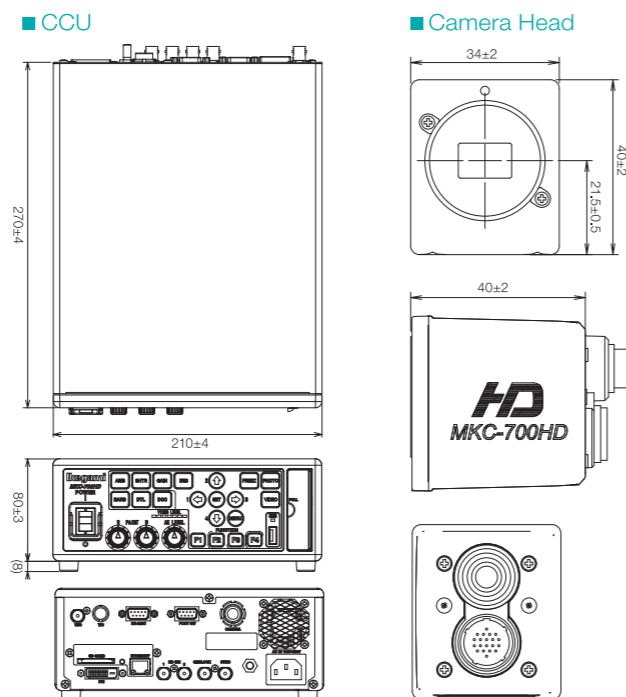
Resolution	Horizontal: 1000 TV lines
	Vertical: 1000TV lines(1080i: 59.94Hz/50Hz)
S/N	56dB(Gamma/Detail OFF)
Sensitivity	F16 at 2000lx (3200K with Line Mix On)
Registration Error	Within 0.05% of on full screen

Function

Electronic shutter (Rolling shutter)	Manual	1/60(OFF), 1/100, 1/125, 1/250, 1/500, 1/1000, 1/2000, 1/4000, 1/5000, 1/6400, 1/10000
	Automatic	1/60 - 1/10000 range
	Slow	1/4, 1/8, 1/15, 1/30 field/sec
Base Gain Selection Function	-9dB - 6dB(3dB steps)	
Automatic Function	Auto White Balance(AWB) Auto Gain Control 0dB - 18dB (max. value can be set at each 3dB) Auto Iris Control Auto Knee	
Image Correction function	Shading Correction, DTL, Flare Correction, Image Correction and Gradation Correction	
Iris Photometry Area Range	Narrow/Middle/Full/Circle/USER	
Image Flip and Turn	Horizontal, Vertical	
Scene File	4 files (by CCU front switch) Setting data can be stored in USB memory	
Still Image File Output	1920x1080pixel JPEG Image Quality:LOW/MIDDLE/HIGH	
Video File Output	1920x1080pixel AVI Image Quality:LOW/MIDDLE/HIGH	
Recording Media	USB Memory and SDHC card(with USB2.0 interface)* it's necessary to have more than 2GB free space when recording starts.	
HV Centering	Image position can be adjusted in horizontal (H)and vertical (V) position	
Center marker Display function	Available	
Digital Zoom	1.1x - 4x	
ICG Mode	Available(ON/OFF Via function switch or foot switch)	
Fluorescein Mode	Available(ON/OFF Via function switch or foot switch)	
Color Bar	Built-in	
Color Correction(paint)	R-channel / B-channel Correction available via pressing the CCU front switch	
Brightness Adjustment	Available via pressing the CCU front switch	
Freeze Function	Controlled by pressing the CCU front switch or foot switch(option), still image/video can be exchanged	

*Media should be formatted on this camera. The possible recording capacity is max 127GB. And it's necessary to have more than 2GB free space when recording starts. This camera has no video playback function. We can't guarantee the operation of all Medias.

Dimensions (Unit:mm)



Panel

CCU Front · Rear



Product names and company names mentioned in this catalogue are trademarks and/or registered trademarks of their respective companies. Design and specifications are subject to change without notice.

Ikegami Tsushinki Co.,Ltd.

URL : <http://www.ikegami.co.jp/en/>

- Head Office : 5-6-16 Ikegami, Ohta-ku, Tokyo 146-8567, Japan TEL.03-5700-1111 / FAX.03-5700-1137
- Overseas Sales Division : 5-6-16 Ikegami, Ohta-ku, Tokyo 146-8567, Japan TEL.03-5700-4117 / FAX.03-5748-2200
- Beijing Office : Room No.307 Tower B, Jia Tai International Mansion No.41East Fourth Ring Road, Chaoyang District, Beijing China TEL.010-85710350 / FAX.010-85711804

Ikegami Electronics (U.S.A.), INC.

URL : <http://www.ikegami.com>

- Headquarters : 37 BROOK AVENUE, MAYWOOD, NJ 07607, U.S.A. TEL.(201) 368-9171 / FAX.(201) 569-1626

Ikegami Electronics (Europe) GmbH

URL : <http://www.ikegami.de>

- Headquarters : Ikegami Strasse 1, D-41460 Neuss, Germany TEL.02131-1230 / FAX.02131-102820
- U.K. Branch : 1 Windmill Business Village, Brooklands Close, Sunbury on Thames, TW16 7DY, England TEL.01932-769700 / FAX.01932-769710

Ikegami Electronics Asia Pacific Pte.Ltd.

URL : <http://sg.ikegami.co.jp>

- Headquarters : 1 Tampines Central 5, #03-03 CPF Tampines Building, Singapore 529508 TEL.6260-8820 / FAX.6260-8896

U339A163-IB1



Ikegami



Full HDTV 3CMOS Progressive Scan Camera

MKC-700HD

Another eye to support surgical procedures



Full HDTV 3CMOS
Progressive Scan Camera

MKC-700HD

The best quality image and high sensitivity provide a new age of Ikegami medical imagery.

Full HD High Quality Picture Output

Employs 2.2 million pixel 1/3-inch CMOS sensors achieving a high horizontal resolution (1000TVL) and 56dB SNR.

High sensitivity

Provides a high sensitivity of F16 at 2000 lx (Line Mix On), two times better than conventional cameras*. The high-sensitivity mode (2x higher) can be set for use in low light environments.

*compared with prior model Ikegami 3CMOS Camera

New Digital Processor

Progressive processing with a newly developed digital processor delivers improved detail and dynamic resolution.

Dynamic Contrast Correction (DCC)

A newly developed gradation corrector achieves a higher contrast image without halo or black defects. Also improves the contrast level in the fine details of the picture.



Image-Corrector

The quality of visual resolution and depth of field are significantly improved by the special image-corrector.



FUNCTIONS

Automatic Iris Function

A deep depth of field is possible with use of an auto-iris camera adaptor or auto-iris lenses.

Automatic Electronic Shutter System (AES)

An electronic shutter (AES) function maintains optimized performance in a variety of lighting situations.

Automatic Gain Control

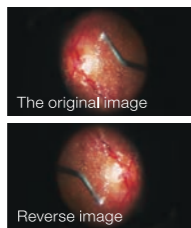
The gain can be adjusted automatically to provide the proper brightness.

Digital Zoom

A maximum 4x digital zoom is available.

Mirror, Flip and Rotate Function

Digital capture allows a captured image to be flipped horizontally and vertically. It is remote controllable via an external optional unit such as a foot switch.



Various Video Outputs

Digital HDTV signal (HD-SDI), DVI (1920x1080), and SDTV signal (NTSC composite, Y/C) can be output. The SDTV signal output can be set for side cut or letter box.



Fluorescent Video Shooting

ICG*, Fluorescent and 5-ALA HDTV shooting modes are available when using a CVA-300RIR optional surgical microscope adaptor. It is possible to switch automatically between the ICG shooting mode and the normal shooting mode.

*Optional ICG camera adaptor is necessary.

Level Indicator

The video level can be checked and adjusted using a level indicator.



H/V Centering Function

Optical centering position can be adjusted horizontally and vertically via this function.

Scene File

Each correction/function setting can be saved and loaded easily using the 4 available Scene files. Scene files can also be saved and loaded to USB memory.

Function Switch

Various functions can be assigned to Function Switches (F1-F4), giving the user quick access to the necessary functions for the application.



Remote Control Function

Connecting the optional foot switch to the remote control terminal gives control of Image Flip, Still Image Capture, or Scene File Select.

Still Image and Video Recording

By selecting the USB port on the front panel or the SD card slot on the rear panel, still image and video recording can be started. Max. 12Mbps Video file (AVI format with H.264) and still image (JPEG format) can be stored.

*Media should be formatted on this camera. The maximum possible recording capacity is 127GB (it is necessary to have more than 2GB free space when recording starts). This camera has no video playback function. Ikegami does not guarantee the operation of all Media.

3D Master-Slave Control (3D requires two cameras)

By setting up two cameras as master camera and slave camera, the slave camera will automatically follow the control of master camera.

Camera Cable Max.30m

The cable between camera head and CCU can be extended to a maximum distance of 30m.


*It is necessary to use an optional booster and dedicated cable for 30m operation.

Anti-biotic Coating (Antibacterial Coating Material)

The camera head and CCU (camera control unit) use an antibiotic to help to improve infection control.

Ultra Compact Camera head

The optical block style camera head is lightweight and ultra-compact.



ACCESSORIES

Surgery Microscope Adaptor

CVA-300RN

Variable focal length type



CVA-300RS

Variable focal length type



CVA-300RIR

Variable focal length type



■ ICG shooting available

CFA-200

Fixed focal length type



Other Accessories



Camera Cable
MCCGHP-050(5m)
MCCGCJP-100
(For extension 10m)



Dual Foot Switch
OFLTV-SP